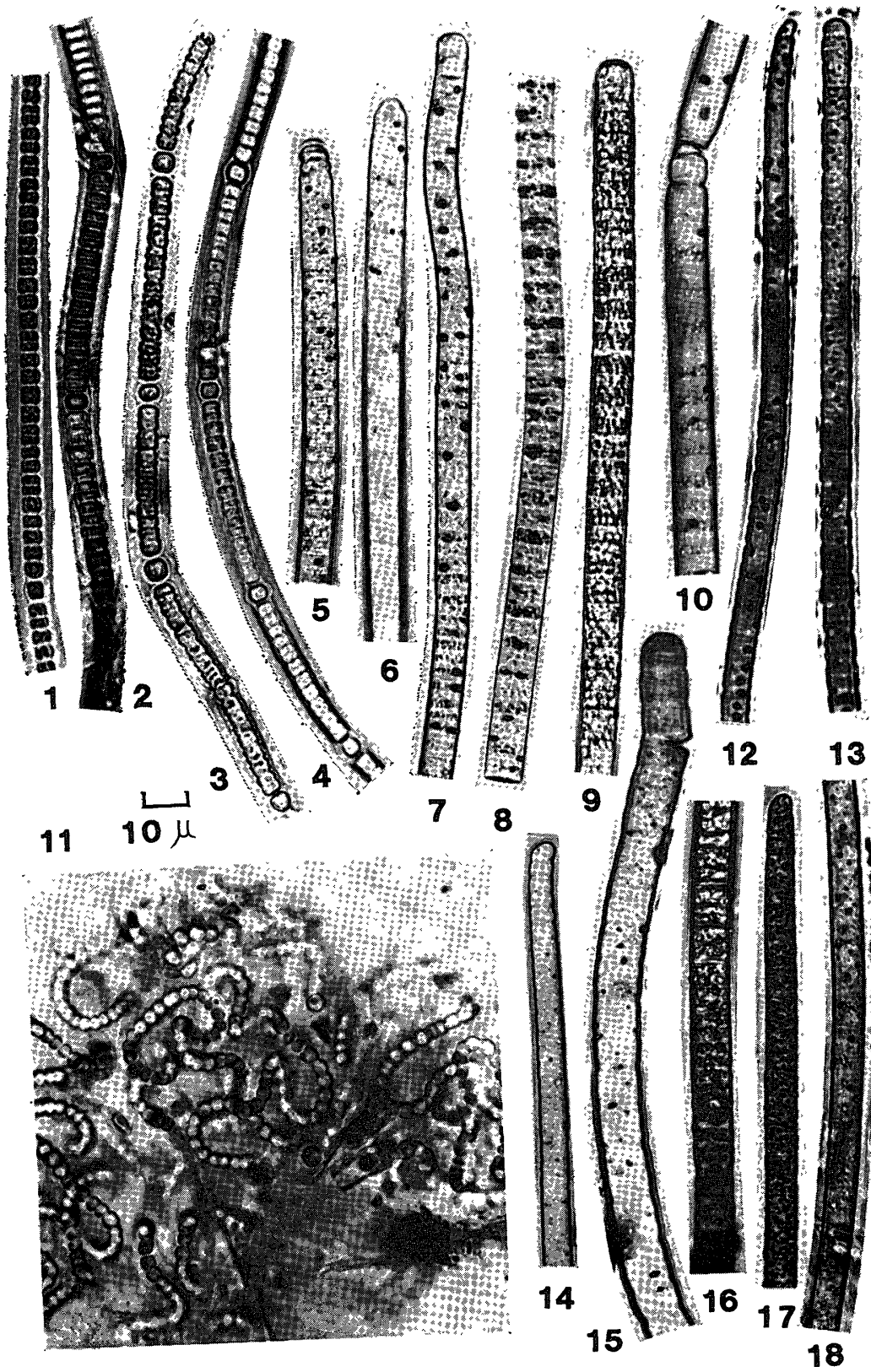


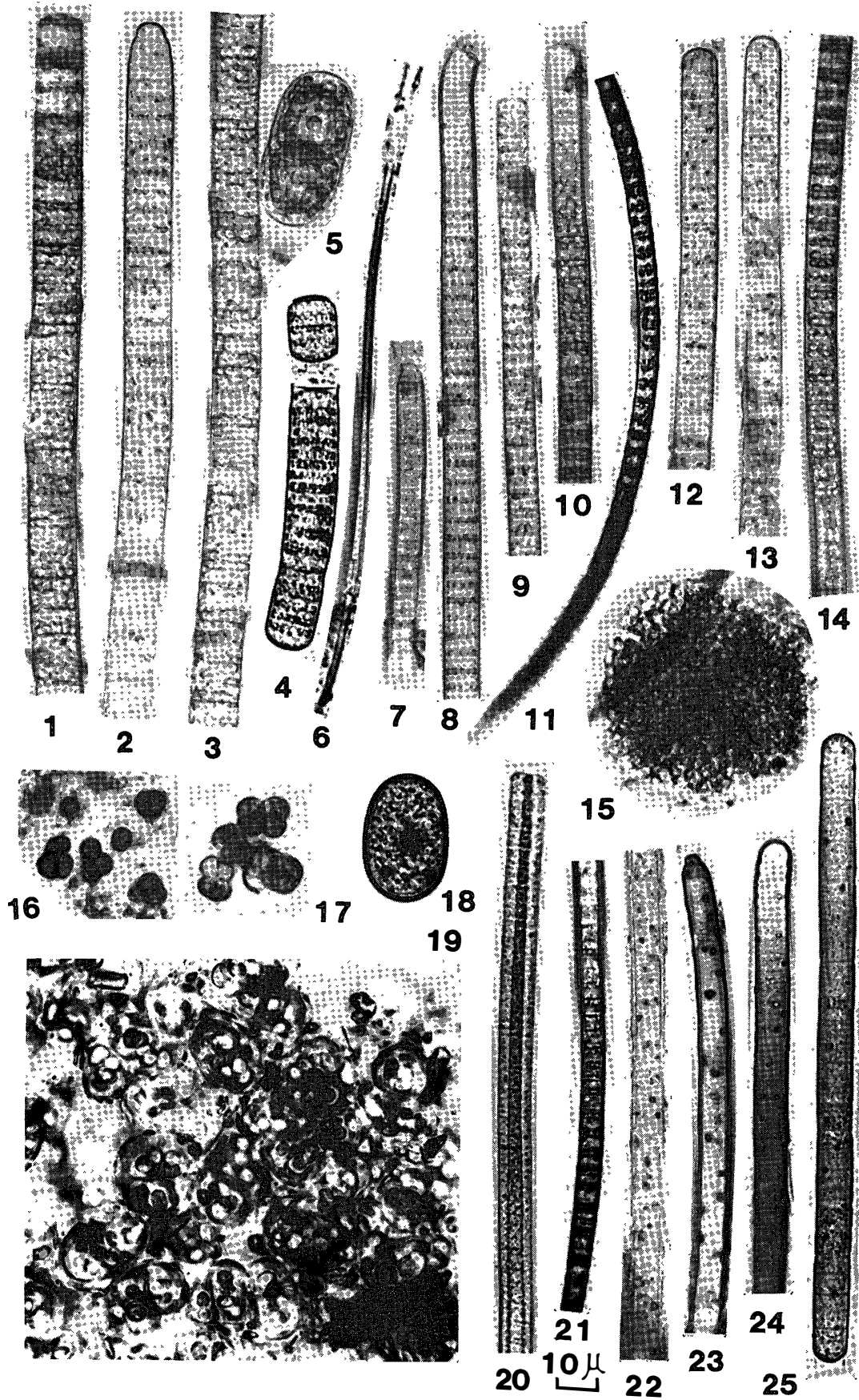
**Plate 1**

- 1–4. *Nodularia quadrata* FRITSCH
- 5–10. *Oscillatoria irrigua* KÜTZ.
- 11. *Nostoc minutum* DESMAZ.
- 12–15. *Oscillatoria tenuis* AG. var. *tenuis*
- 16–18. *O. simplicissima* GOM.



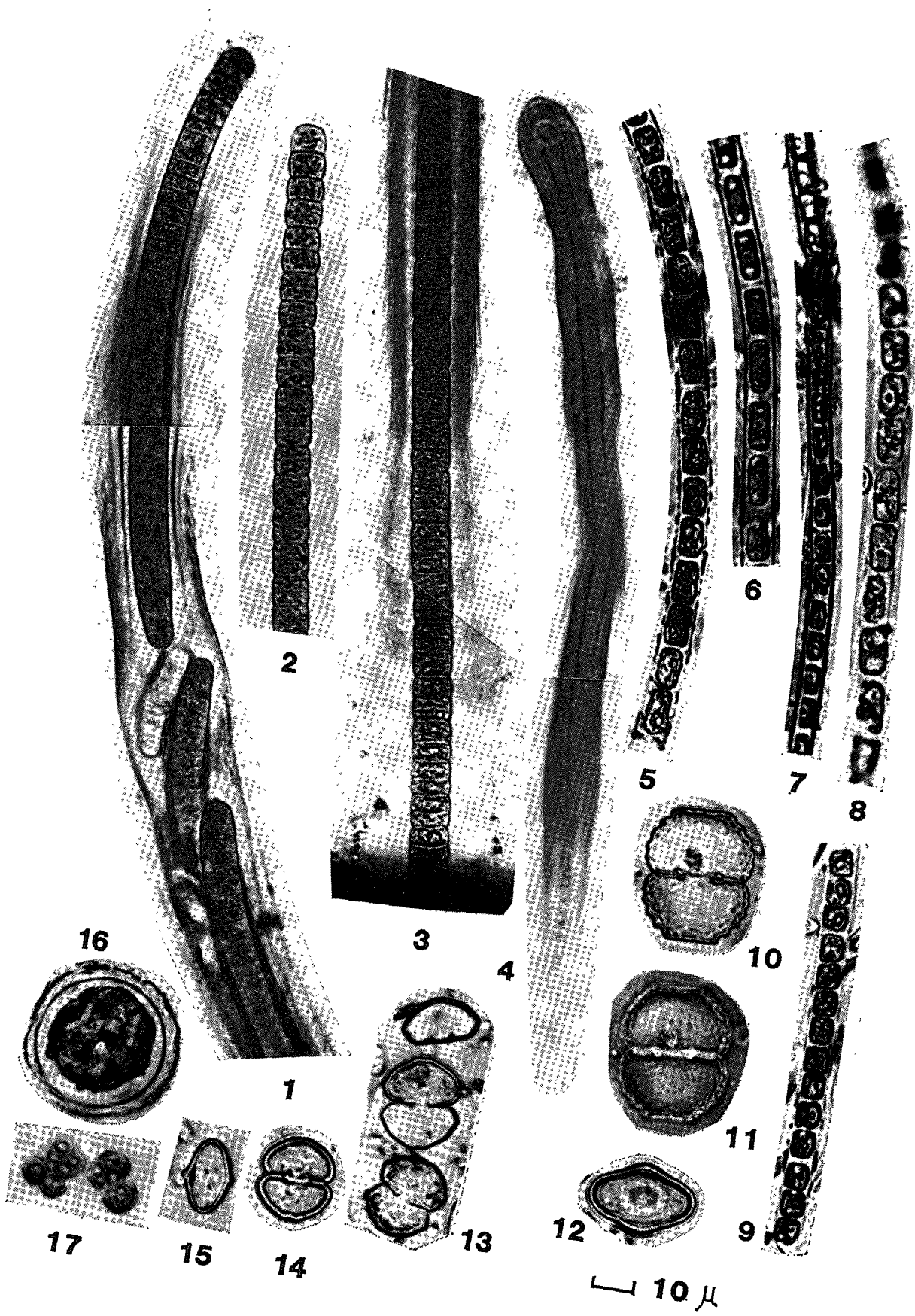
## Plate 2

- 1–4. *Lyngbya borneti* ZUKAL
5. *Cosmarium cucurbita* BRÉB. var. *rotundatum* KRIEGER
6. *Lyngbya erebi* W. & G. S. WEST
- 7–10. *Phormidium uncinatum* (AG.) GOM.
11. *Oscillatoria tenuis* AG. var. *nigra* SCHKORB.
- 12, 13. *Phormidium ambiguum* GOM. var. *maior* LEMM.
14. *Ph. uncinatum* (AG.) GOM.
15. *Microcystis pulverea* (WOOD) MIGULA
- 16, 17. *Gloeocapsa kuetzingiana* NÄG.
18. *Synechococcus aeruginosus* NÄG.
19. *Gloeocapsa dermochroa* NÄG.
20. *Lyngbya kuetzingiana* KIRCHNER
21. *Oscillatoria tenuis* AG. var. *nigra* SCHKORB.
- 22–25. *Phormidium crouani* GOM.



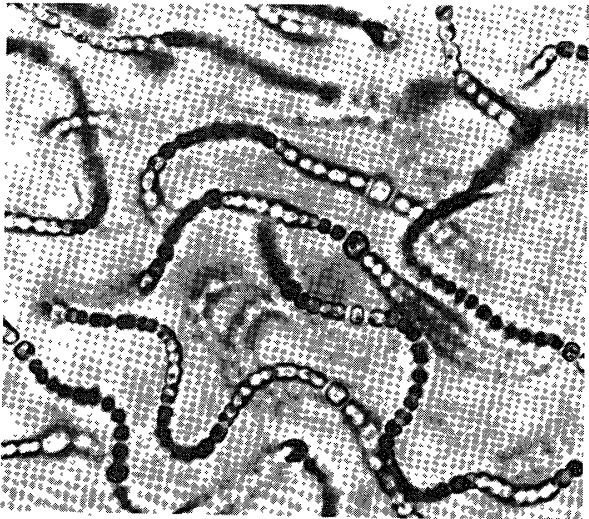
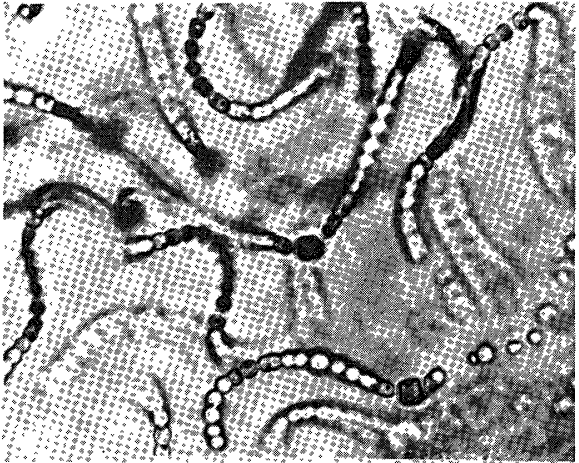
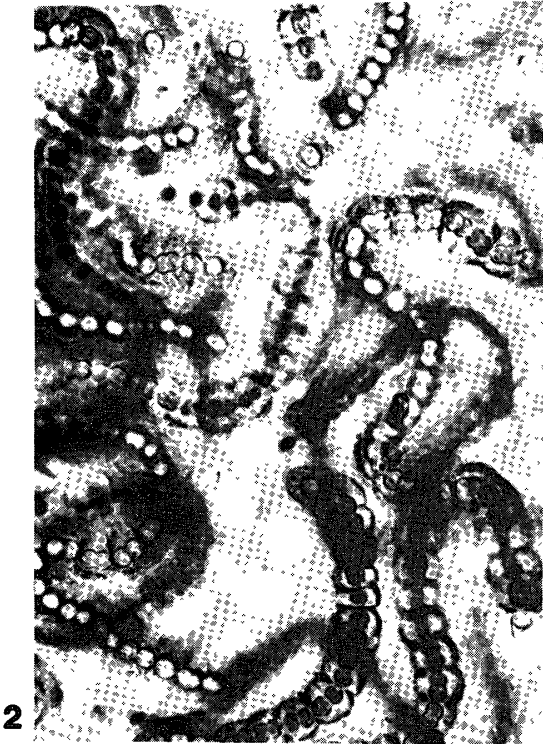
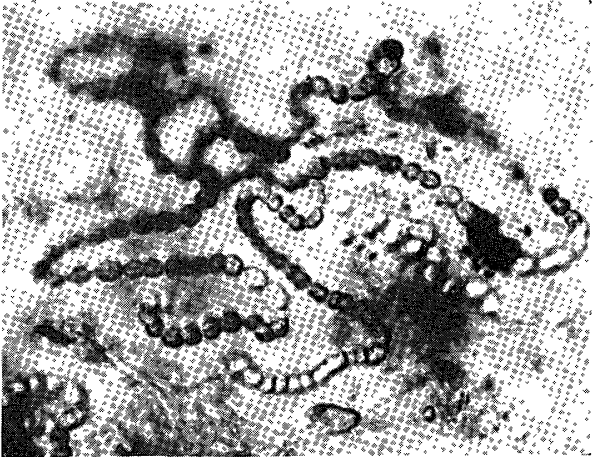
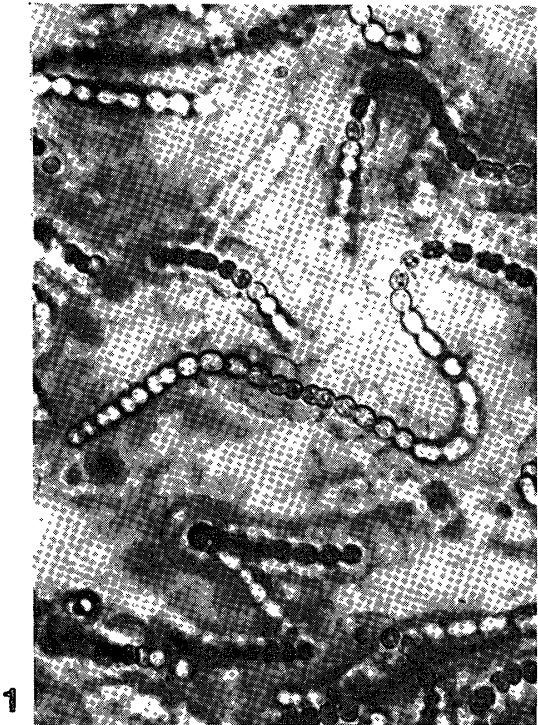
**Plate 3**

- 1–3. *Schizothrix muelleri* NÄG.
4. *Calothrix parietina* (NÄG.) THUR.
- 5–8. *Ulothrix subtilissima* RAB.
9. *U. variabilis* KÜTZ.
- 10–12. *Cosmarium subcrenatum* HANTZSCH
- 13–15. *C. clepsydra* NORDST. var. *dissimile* (RACIB.) KRIEGER & GERLOFF
16. *Pleurococcus antarcticus* W. & G. S. WEST f. *robusta* W. & G. S. WEST
17. *Gloeocapsa dermatoroa* NÄG.



**Plate 4**

- 1-2. *Nostoc longstaffi* FRITSCH  
3-5. *N. borneti* GOM.

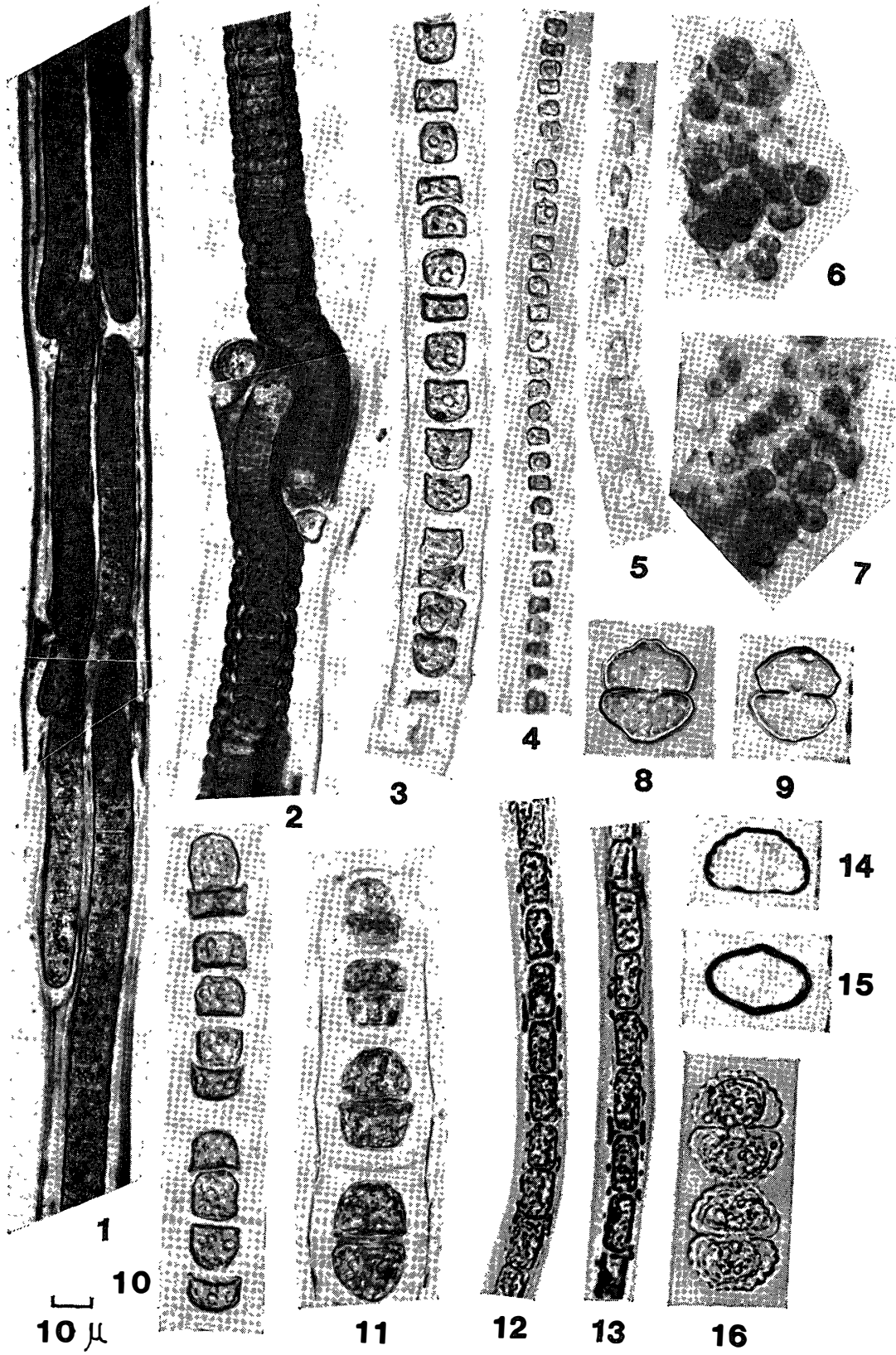


└ 10 μ



**Plate 5**


1. *Schizothrix muelleri* NÄG.
2. *Calothrix pulvinata* KÜTZ.
3. *Hormidiopsis crenulata* (KÜTZ.) HEERING
4. *Ulothrix variabilis* KÜTZ.
5. *U. subtilissima* RACIB.
- 6, 7. *Gloeocapsa dermochroa* NÄG.
- 8, 9. *Cosmarium clepsydra* NORST. var. *dissimile* (RACIB.) KRIEG. & GERLOFF
- 10, 11. *Hormidiopsis crenulata* (KÜTZ.) HEERING
- 12, 13. *Microspora stagnorum* (KÜTZ.) LAGERH.
- 14–16. *Cosmarium subcrenatum* HANTZSCH



10 μ


### Plate 6

1. *Coscinodiscus pseudodenticulatus* KARSTEN
2. *Charcotia australis* (KARSTEN) M. PER.
3. *Coscinodiscus plicatulus* GRUN.
4. *Actinocyclus curvatulus* JANISCH
- 5-7. *Fragilariopsis curta* (V. H.) HUSTEDT
8. *F. antarctica* (CASTR.) HUSTEDT
9. *Coscinodiscus gyratus* JANISCH
10. *Cyclotella bodanica* EULENST. var. *lemanensis* O. M.
- 11, 12. *C. meneghiniana* KÜTZ.
- 13, 14. *Stauroneis perminuta* GRUN.
15. *Synedra minuscula* GRUN.
16. *Navicula arcuata* HEIDEN & KOLBE
- 17, 18. *N. abbreviata* (GRUN.) CLEVE-EULLER



**Plate 7**


- 1, 2. *Coscinodiscus tabularis* GRUN.
- 3, 4. *Melosira sol* (EHRENB.) KÜTZ.
5. *Coscinodiscus normanicus* GREG.
- 6–9. *Melosira arctica* (EHRENB.) DICKIE
10. *M. sol* (EHRENB.) KÄTZ.
- 11, 12. *M. sulcata* (EHRENB.) KÜTZ.



**Plate 8**

1. *Charcotia irregularis* M. PER.
- 2, 3. *Actinocyclus divisus* (GRUN.) HUSTEDT
4. *Coscinodiscus excentricus* EHRENB.
5. *C. robustus* GREV. var. *latemarginata* PANT.
- 6, 7. *C. decipiens* GRUN.
8. *C. lentiginosus* JANISCH









**Plate 9**

1. *Synedra inaequalis* KOBAYASHI
2. *Navicula directa* W. SM. var. *directa*
3. *N. muticopsis* VAN HEURCK
- 4, 5. *Coscinodiscus normanicus* GREG.
6. *Eucampia balaustium* GASTR.
- 7–11. *Navicula muticopsis* VAN HEURCK




**Plate 10**

- 1–3. *Hyalodiscus scoticus* (KÜTZ.) GRUN.  
4. *Fragilaria virescens* RALFS var. *elliptica* HUSTEDT  
5, 6. *Charcotia irregularis* M. PER.  
7, 10. *Achnanthes hankiana* GRUN.  
8. *Fragilaria construens* (EHRENB.) GRUN. var. *venta* (EHRENB.) GRUN.  
9. *Stauroneis perminuta* GRUN.  
11. *Frustulia rhomboides* (EHRENB.) DE TONI f. *undulata* HUSTEDT  
12. *Achnanthes gainii* (M. PER.) FUKUSHIMA  
13–16, 18. *Cosmarium clepsydra* NORDST. var. *dissimile* (RACIB.)  
KRIEGER & GERLOFF  
17, 19. *C. subcrenatum* HANTZSCH




**Plate 11**

- 1–2. *Licmophora antarctica* CARLSON
- 3, 4. *Pinnularia quadratarea* A. S. var. *soederlundii* CLEVE
5. *Cocconeis imperatrix* A. SCHM.
- 6–8. *Navicula gregaria* DONK.
9. *Fragilariopsis antarctica* (CASTR.) HUSTEDT
- 10, 11. *Coscinodiscus lentiginosus* JAN.



**Plate 12**


- 1–3. *Pinnularia quadratarea* A. S. var. *bicuneata* HEIDEN & KOLBE  
4–9. *Navicula cryptocephala* KÜTZ. var. *intermedia* GRUN.  
10, 11. *Stauroneis anceps* EHRENB.  
12, 13. *Cocconeis imperatrix* A. SCHM.






**Plate 13**

1. *Navicula directa* W. SM. var. *incus* (A. S.) CLEVE
2. *Amphora angusta* GREG. var. *ventricosa* GREG.
3. *Pinnularia brevicostata* CLEVE
4. *Navicula muticopsis* VAN HEURCK
- 5, 6. *Fragilariopsis obliquecostata* (VAN HEURCK) HEIDEN & KOLBE
- 7, 8. *Navicula complanatoides* HUSTEDT
- 9, 10. *N. murrayi* W. & G. S. WEST
11. *Achnanthes gainii* (M. PER.) FUKUSHIMA
12. *Pinnularia cymatopleura* W. & G. S. WEST
- 13, 14. *Navicula murrayi* W. & G. S. WEST




**Plate 14**

1. *Diploneis subcincta* (A. S.) CLEVE
- 2, 3. *Amphora ovalis* KÜTZ. var. *ovalis*
- 4, 5. *Diploneis latefurcata* (Font.) CLEVE-EULER
- 6, 7. *D. africana* HEIDEN & KOLBE
- 8, 9. *Amphora veneta* (KÜTZ.) HUSTEDT
10. *Cymbella turgidula* GRUN.
11. *Amphora veneta* (KÜTZ.) HUSTEDT




**Plate 15**

- 1, 2. *Trachyneis aspera* (EHRENB.) CLEVE  
3–8. *Amphora veneta* (KÜTZ.) HUSTEDT  
9. *Cymbella tumida* (BRÉB.) V. H.  
10. *Navicula criophila* (CASTR.) DE TONI  
11–13. *N. molesta* KRASSKE



**Plate 16**


1. *Trachyneis aspera* (EHRENB.) CLEVE
- 2–6. *Amphora ovalis* KÜTZ. var. *pediculus* (KÜTZ.) V. H.
- 7–11. *A. veneta* (KÜTZ.) HUSTEDT
12. *Frustulia rhomboides* (EHRENB.) DE TONI
13. *Synedra pulchella* KÜTZ






**Plate 17**

- 1–5. *Hantzschia amphioxys* (EHRENB.) GRUN.
6. *Achnanthes brevipes* AG. var. *brevipes*
- 7, 8. *Navicula cryptocephala* KÜTZ. var. *intermedia* GRUN.
- 9, 10. *Pinnularia borealis* EHRENB.
- 11, 12. *Eunotia arcus* EHRENB. var. *bidens* GRUN.



**Plate 18**


- 1-5. *Nitzschia dubia* W. SMITH var. *australis* M. PER.
- 6-8. *Hantzschia linearis* (O. M.) CLEVE-EULER
- 9-13. *Tropidoneis laevissima* W. & G. S. WEST
14. *Navicula directa* W. SM. var. *incus* (A. S.) CLEVE
15. *Pinnularia quadratarea* (A. S.) CL. var. *soederlundii* CLEVE




**Plate 19**

Photographs of the lakes and ponds in the Skarvsnes area (Photo by M. OHNO).


- |                  |                  |
|------------------|------------------|
| 1. No. 1 pond    | 2. No. 4 pond    |
| 3. Lake Suribati | 4. Lake Suribati |
| 5. Lake Hunazoko | 6. Lake Hunazoko |



1



2




3



4



5



6